

1-CIRCUIT TRACK

- Single circuit
- Extruded aluminium body
- Insulated solid 12-gauge copper
- Rated for maximum of 2400 watts
- Visual polarity groove
- Compatible with most 3-wire systems
- Easy relocatable fixture head



TRACK LENGTH

FINISHES

ESS2

(2 ft. track)

WH

(White)

ESS4

(4 ft. track)

BK

(Black)

ESS6

(6 ft. track)

SHZ

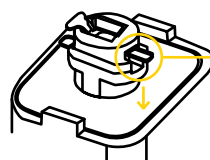
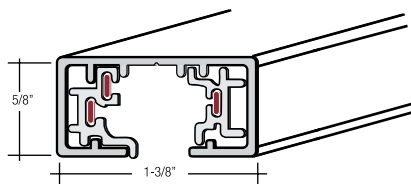
(Satin Haze)

ESS8

(8 ft. track)

ESS12

(12 ft. track)



Set the lever to the lower position for one-circuit track use.

2-CIRCUIT TRACK

- Double circuit
- Extruded aluminium body
- Insulated solid 12-gauge copper
- Rated for maximum of 2400 watts
- Visual polarity groove
- Compatible with most 3-wire systems
- Easy relocatable fixture head



TRACK LENGTH

FINISHES

ESS2002

(2 ft. track)

WH

(White)

ESS2004

(4 ft. track)

BK

(Black)

ESS2006

(6 ft. track)

SHZ

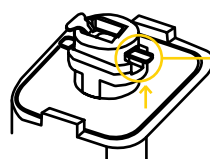
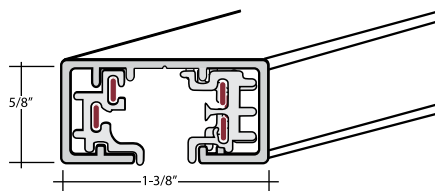
(Satin Haze)

ESS2008

(8 ft. track)

ESS2012

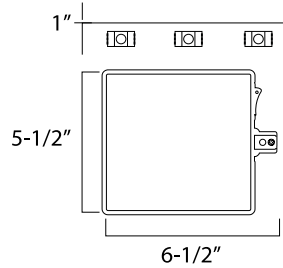
(12 ft. track)



Set the lever to the upper position for second-circuit use.

TRACK CIRCUIT TRACK

- Center & End Feed capable
- Seven breaker sizes are available
- Can be utilized on hard or grid ceilings
- Can be used with pendant suspended track
- Breaker can be used as an on-off switch
- Meets California Title 24 requirements
- cULus Listed



1-CIRCUIT TRACK LIMITER

LIVE-END FEED WITH CIRCUIT BREAKER

ESS158-1A <i>(120W) Circuit Breaker</i>	ESS158-10A <i>(1200W) Circuit Breaker</i>
ESS158-2.5A <i>(300W) Circuit Breaker</i>	ESS158-12A <i>(1440W) Circuit Breaker</i>
ESS158-5A <i>(600W) Circuit Breaker</i>	ESS158-14A <i>(1660W) Circuit Breaker</i>
ESS158-7.5A <i>(960W) Circuit Breaker</i>	

2-CIRCUIT TRACK LIMITER

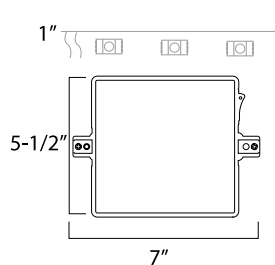
LIVE-END FEED WITH CIRCUIT BREAKER

ESS2158-1A <i>(120W) Circuit Breaker</i>	ESS2158-10A <i>(1200W) Circuit Breaker</i>
ESS2158-2.5A <i>(300W) Circuit Breaker</i>	ESS2158-12A <i>(1440W) Circuit Breaker</i>
ESS2158-5A <i>(600W) Circuit Breaker</i>	ESS2158-14A <i>(1660W) Circuit Breaker</i>
ESS2158-7.5A <i>(960W) Circuit Breaker</i>	

FINISH

COLOR OPTIONS

- WH**
(White)
- BK**
(Black)



1-CIRCUIT TRACK COUPLER LIMITER

IN-LINE FEED WITH CIRCUIT BREAKER

ESS159-1A <i>(120W) Circuit Breaker</i>	ESS159-10A <i>(1200W) Circuit Breaker</i>
ESS159-2.5A <i>(300W) Circuit Breaker</i>	ESS159-12A <i>(1440W) Circuit Breaker</i>
ESS159-5A <i>(600W) Circuit Breaker</i>	ESS159-14A <i>(1660W) Circuit Breaker</i>
ESS159-7.5A <i>(960W) Circuit Breaker</i>	

2-CIRCUIT TRACK COUPLER LIMITER

IN-LINE FEED WITH CIRCUIT BREAKER

ESS2159-1A <i>(120W) Circuit Breaker</i>	ESS2159-10A <i>(1200W) Circuit Breaker</i>
ESS2159-2.5A <i>(300W) Circuit Breaker</i>	ESS2159-12A <i>(1440W) Circuit Breaker</i>
ESS2159-5A <i>(600W) Circuit Breaker</i>	ESS2159-14A <i>(1660W) Circuit Breaker</i>
ESS2159-7.5A <i>(960W) Circuit Breaker</i>	


FINISH

COLOR OPTIONS


- WH**
(White)
- BK**
(Black)

MECHANICAL ACCESSORIES


MOUNTING ACCESSORIES




PENDANT MOUNT STEM	
Part Number	Finish
ESS127- (18")	WH (White)
ESS128- (24")	BK (Black)
ESS129- (36")	
ESS130- (48")	




5" SLOPE PENDANT DROP	
Part Number	Finish
ESS139- (Universal)	WH (White)
	BK (Black)



PENDANT CORD ADAPTER	
Part Number	Finish
ESS122- (1-Circuit)	WH (White)
	BK (Black)




SLOPE CEILING ADAPTER	
Part Number	Finish
ESS115- (1-Circuit)	WH (White)
	BK (Black)




AIRCRAFT GRIPPER	
Part Number	Finish
ESS165-	WH (White)
	BK (Black)


Adjustable Gripper & Ceiling Coupler
(Specify Cable Length)



T-BAR CLIP	
ESS150	




SIGN HANGER	
Part Number	Finish
ESS123- (1-Circuit)	WH (White)
	BK (Black)




PENDANT MOUNT STEM	
Part Number	Finish
ESS132- (18")	WH (White)
ESS133- (24")	BK (Black)
ESS134- (36")	
ESS135- (48")	


COVERS & FINISHES




WIRE COVER	
Part Number	Finish
ESS131- (1-Circuit)	WH (White)
ESS2131- (2-Circuit)	BK (Black)



OUTLET BOX COVER	
Part Number	Finish
ESS113- (1-Circuit)	WH (White)
ESS2113- (2-Circuit)	BK (Black)



END CAP	
Part Number	Finish
ESS106- (1-Circuit)	WH (White)
ESS2106- (2-Circuit)	BK (Black)




LINE END WITH COVER	
Part Number	Finish
ESS138- (1-Circuit)	WH (White)
ESS2138- (2-Circuit)	BK (Black)

COUPLER & CONNECTORS (NON-ELECTRICAL)




MINI COUPLER

Part Number	Finish
ESS107- <i>(1-Circuit)</i>	WH <i>(White)</i>
ESS2107- <i>(2-Circuit)</i>	BK <i>(Black)</i>
	SHZ <i>(Satin Haze)</i>
	SI <i>(Silver)</i>



STRAIGHT CONNECTOR

Part Number	Finish
ESS136- <i>(1-Circuit)</i>	WH <i>(White)</i>
ESS2136- <i>(2-Circuit)</i>	BK <i>(Black)</i>




CONTINUATION KIT


Part Number	Finish
ESS156- <i>(1-Circuit)</i>	WH <i>(White)</i>
ESS2156- <i>(2-Circuit)</i>	BK <i>(Black)</i>

ELECTRICAL ACCESSORIES


POWER FEED/LIVE END COMPONENTS




LIVE END CONNECTOR	
Part Number	Finish
ESS101- <i>(1-Circuit)</i>	WH <i>(White)</i>
ESS2101- <i>(2-Circuit)</i>	BK <i>(Black)</i> SHZ <i>(Satin Haze)</i> SI <i>(Silver)</i>




FLOATING CANOPY	
Part Number	Finish
ESS103- <i>(1-Circuit)</i>	WH <i>(White)</i>
ESS2103- <i>(2-Circuit)</i>	BK <i>(Black)</i> SHZ <i>(Satin Haze)</i> SI <i>(Silver)</i>




T-BAR LIVE END	
Part Number	Finish
ESS137- <i>(1-Circuit)</i>	WH <i>(White)</i>
ESS2137- <i>(2-Circuit)</i>	BK <i>(Black)</i>




LIVE END W/ 15' CORD	
Part Number	Finish
ESS125- <i>(1-Circuit)</i>	WH <i>(White)</i>
	BK <i>(Black)</i>




OUTLET ADAPTER	
Part Number	Finish
ESS124- <i>(1-Circuit)</i>	WH <i>(White)</i> BK <i>(Black)</i>




LINE VOLTAGE CANOPY	
Part Number	Finish
ESS140- <i>(1-Circuit)</i>	WH <i>(White)</i> BK <i>(Black)</i>



LINE VOLTAGE CANOPY	
Part Number	Finish
ESS104- <i>(1-Circuit)</i>	WH <i>(White)</i>
ESS2104- <i>(2-Circuit)</i>	BK <i>(Black)</i> SHZ <i>(Satin Haze)</i> SI <i>(Silver)</i>



LOW VOLTAGE CANOPY	
Part Number	Finish
ESS151- <i>(1-Circuit)</i>	WH <i>(White)</i> BK <i>(Black)</i>



CONDUIT CONNECTOR	
Part Number	Finish
ESS126- <i>(1-Circuit)</i>	WH <i>(White)</i>
ESS2126- <i>(2-Circuit)</i>	BK <i>(Black)</i> SHZ ¹ <i>(Satin Haze)</i>

¹. only available in 1-circuit

TRACK CONNECTOR



"X" TRACK CONNECTOR

Part Number	Finish
ESS112- <i>(1-Circuit)</i>	WH <i>(White)</i>
ESS2112- <i>(2-Circuit)</i>	BK <i>(Black)</i>




"T" CONNECTOR

Part Number	Finish
ESS 111 - <i>(1-Circuit)</i>	WH <i>(White)</i>
ESS2111 - <i>(2-Circuit)</i>	BK <i>(Black)</i>



"L" CONNECTOR

Part Number	Finish
ESS108- <i>(1-Circuit)</i>	WH <i>(White)</i>
ESS2108- <i>(2-Circuit)</i>	BK <i>(Black)</i>
	SHZ <i>(Satin Haze)</i>
	SI <i>(Silver)</i>



FLEX CONNECTOR

Part Number	Finish
ESS110- <i>(1-Circuit)</i>	WH <i>(White)</i>
ESS2110- <i>(2-Circuit)</i>	BK <i>(Black)</i>